



Panasonic
ideas for life

Interactive Whiteboard
UB-T880W / UB-T880



UB-T880



UB-T880W

Solutions **for** Education

- Large screen for high-impact lessons
83-inch (UB-T880W) / 77-inch (UB-T880)
- Both finger-touch and Electronic Pen compatible
- Multi touch operation
- Built-in stereo speakers for effective lessons
- Optional Wireless Kit
- 2 USB hub ports

Elite Panaboard

Create a new type of lesson


The elite Panaboard is an advanced educational tool that lets you grab students' attention. It makes it easy to create effective, eye-catching teaching materials and it promotes a style of active, visual-based teaching and learning that makes the classroom fun for both teacher and students. By connecting a PC with Internet access and a projector, you can bring the huge amount of information available on the Web or any information on your PC right into your classroom. Panasonic and the elite Panaboard open the door to a new kind of active, visual-based education.



Operate with a Finger or the Electronic Pen

Seamless "Drawing and Controlling"

All board operations can be performed with the touch of a finger, and your finger's movement is relayed directly to the board surface for smooth, comfortable operation. Or you can use the handy Electronic Pen for writing characters and drawing lines. This enables seamless drawing and object operation.



*The elite Panaboard detects a change in electrostatic capacitance when touched by your finger. For this reason, it may not react to fingernails, gloved hands, etc.

Multi Touch Operation*

Dynamic Image Control

Images can be easily moved, scaled and rotated with your fingers. This kind of free image manipulation will also keep students from getting bored.

*When using Windows 7 and applications that support Multi Touch.



Windows 7 [32-bit/64-bit] only.

Windows 7 [32-bit/64-bit] only.

on with the elite Panaboard!

Simultaneous Operation by Up to Three Students

Get Your Students Involved

Because up to three points can be simultaneously operated, a team of three students can work together on the same task. For example, three students can work together on a math problem.



Built-in Stereo Speakers

Play Videos Complete with Sound

The elite Panaboard's built-in stereo speakers offer the versatility to share audio with your class. Videos with sound and the use of sound effects help to attract the students' attention and make your lessons more effective.



Wireless Functions*

Easy Remote Control

With the optional Wireless Kit, there is no need for a cable to connect the computer and the board. This also allows more flexible classroom layouts.

*This option is not available in certain markets.


*When using a large amount of data, like when playing motion images with audio, the sound or display may be interrupted.



Ink Note

Easily Save Information Written on the Board

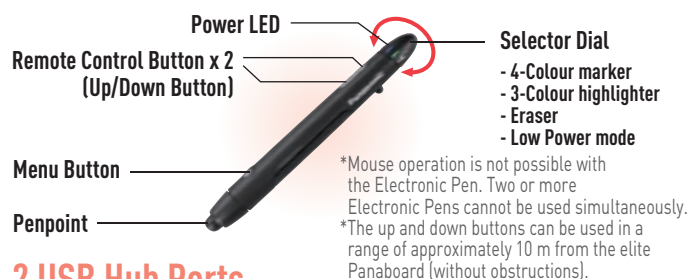
You can insert images and text into Microsoft® Word, Excel®, or PowerPoint® using elite Panaboard Software.



Multifunctional Electronic Pen

Streamline Your Lessons

You can use the Electronic Pen to switch between four marker colours and the eraser tool, and do things like remotely turn PowerPoint® pages. This helps to keep the students' attention because you don't need to stop the flow of the lesson.



2 USB Hub Ports

Make Your Lessons More Effective

The elite Panaboard is equipped with two additional USB ports. This allows you to connect additional devices to enhance your lessons, such as a desktop info camera, a web microscope, or even a printer, without using up the necessary resources in your PC.




elite Panaboard Software

Panaboard has a wide range of tools, ranging from basic pens and erasers to special-effect functions, that make class more exciting and enjoyable.


Drawing Menu

This is a selection of drawing tools, such as pens and erasers.



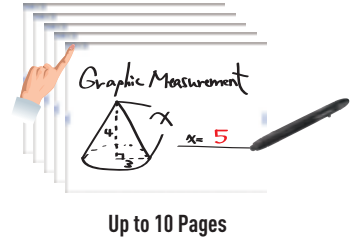
Function Menu

In addition to drawing tools, Panaboard has a variety of special-effect functions that attract students' attention, as well as recording functions.



Write or Draw More Information **Multi-page White Background**

The software includes a total of ten white backgrounds. When you want to move on to another subject during the class, you can just start writing the new information on another white background, without having to erase the previous information.



Up to 10 Pages


Diverse Applications **Screen Shade**

The sliding shade can conceal a part of the screen or the entire display. One typical use is to cover up the answer or explanation while students try to answer a question or solve a problem.



Saving Lessons as Motion Images **Recorder**

With this function, you can record the entire screen or any part of it that you designate. It is convenient for recording lessons for later review. If you connect a microphone to the PC, you can also record voices simultaneously.



Recording selection

Other Main Functions


- Capture
- Slide Show
- On-Screen Keyboard
- Application Launcher (Desktop Info Camera, Voting System, Teleconference System)
- Magnifier
- Spotlight
- Shape Recognition
- Print
- Text Recognition

Easiteach Software

--Software for Creating Class Materials

Elite Panaboard comes with a complete tool for creating and editing teaching materials. The variety of tools provided includes virtually everything you need to produce creative materials.

To know more about Easiteach please visit:
www.easiteach.com.



Enhance Your Lessons with elite Panaboard!

Putting the Internet to Work in Social Studies

I'm able to instantly show maps and photos of famous people and historical remains on elite Panaboard by simply connecting my PC to the Internet. This holds the students' interest from start to finish.



Using Spreadsheets for Math Lessons

I can display all kinds of graphs on elite Panaboard and instantly change them by simply changing the numbers in the spreadsheet. This makes it easy for the students to understand the relationships between the graphs and the numbers, so they can actively participate in the lesson.



Easy-to-Understand Biology Lessons Using Motion Images

I showed a video clip of some animals and plants that I had previously recorded, and explained them to my students. With both screen images and speaker sound, elite Panaboard keeps the kids interested and greatly improves their level of understanding.



UB-T880W / UB-T880 Specifications

Product Specifications		
Main Body*1	Power	AC 100 ~ 240 V, 50/60 Hz
	Power Consumption	During Operation: 0.5 A (When power is Off by the power switch: 0.2 W)
	Operating Environment	Temperature: 10 ~ 35°C (50 ~ 95°F), Humidity: 30 ~ 80 %
	External Dimensions (Height x Width x Depth)	UB-T880W 1,320 x 1,900 x 117 mm (4 ft. 4 in. x 6 ft. 2 13/16 in. x 4 5/8 in.) UB-T880 1,320 x 1,657 x 117 mm (4 ft. 4 in. x 5 ft. 5 1/4 in. x 4 5/8 in.)
	Screen Board Size (Height x Width)	UB-T880W 1,175 x 1,845 mm (3 ft. 10 1/4 in. x 6 ft. 5/8 in.) UB-T880 1,175 x 1,602 mm (3 ft. 10 1/4 in. x 5 ft. 3 1/16 in.)
	Effective Area (Height x Width)	UB-T880W 1,036 x 1,842 mm (3 ft. 4 3/4 in. x 6 ft. 1/2 in.) (83-inch, diagonal) UB-T880 1,175 x 1,567 mm (3 ft. 10 1/4 in. x 5 ft. 1 11/16 in.) (77-inch, diagonal)
	Weight (without stand)	UB-T880W 39.0 kg (86 lbs) UB-T880 36.0 kg (79.4 lbs)
	Panel Surface	Melamine Coated Hardboard
	Position Sensor	Capacitance Type Touch Sensor
	Pen Pocket	Put Electronic Pen away in the Pen Pocket (Maximum 4 Pens)
Interactive Functions	Interface	USB 2.0 B Type 1 port (for PC) USB 2.0 A Type 2 ports HUB (for USB Peripheral Devices)
	Audio Features	Audio Input Input Level: 309 mVrms (1 kHz, 0 dB, 10 KΩ) Stereo 1 system, Ø 3.5 mm (1/8 in.) stereo mini jack Audio Output 2 W + 2 W (Max. 4 W + 4 W)

Design and specifications are subject to change without notice.

Microsoft® Windows®, Windows Vista®, PowerPoint®, Excel® and the Windows logo are either registered trademarks or trademarks of Microsoft Corporation in the United States and/or other countries.

IBM® is a trademark of International Business Machines Corporation in the United States, other countries, or both. Intel® and Pentium are trademarks of Intel Corporation in the U.S. and other countries.

All other product/brand names, trademarks or registered trademarks identified herein are the property of their respective owners.

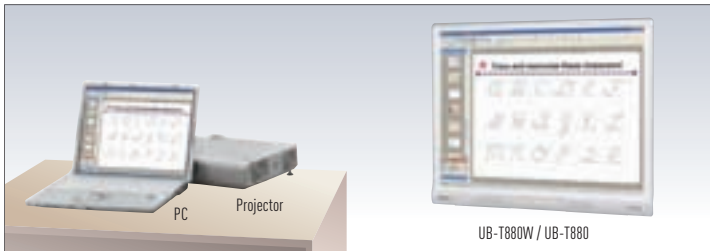
To run the elite Panaboard software, Microsoft .NET Framework 3.0 SP2, or later and DirectX 7.0 or later are required. When you install the elite Panaboard software from the DVD-ROM, .NET Framework 3.5 SP1 will be installed on your computer if it is not already installed. The system requirements above do not meet the recommended specifications of all operating systems. You must have Windows Media® Player 11 or later, or Adobe® Flash® Player 10 or later installed in order to insert and play back movies. The handwriting and shape recognition features are supported in Windows Vista Ultimate, Windows Vista Home Premium, Windows Vista Business, Windows 7 Ultimate, Windows 7 Professional, Windows 7 Home Premium and Windows XP Tablet PC Edition 2005. For users of Windows XP Professional: To use the handwriting and shape recognition features, you must install the Tablet PC SDK and Microsoft Windows XP Tablet PC Edition 2005 Recognizer Pack. The handwriting and shape recognition features are not supported in Windows Vista Home Basic, or Windows XP Home Edition. You must have enough available hard disk space in order to record and play back movies. The ability to import drawing data from other applications, and the ability to save a slide's drawing data to a PowerPoint file are available in Office XP, Office 2003, and Office 2007.

Limits to Simultaneous Operation

- The UB-T880 series can detect up to 3 spots at the same time. Touching more than 3 spots at the same time can result in erroneous operation.
- During operation, avoid touching spots other than where you are working. The UB-T880 series detects where the board is touched. Erroneous operation can occur in the following situations:
 - Performing operations while leaving your hand on the screen board.
 - Performing operations with your finger while another part of your hand is touching the screen board.
 - Performing operations while the hand that was holding the pen is still touching the screen board.
- Do not touch a spot that is close to where you are operating. If you touch a spot that is close to where you are operating, it might be detected as 1 spot.
- When the Electronic Pen and your finger are used simultaneously, the elite Panaboard can not recognise them separately. Wait 1 second or more when changing between your finger and the Electronic Pen. When changed in a shorter time or when the Electronic Pen and your finger touch simultaneously, the result depends on which one the elite Panaboard recognised first.

For detailed information, please access the following URL. <http://panasonic.net/pcc/support/eboard/elite/download.html>


System



The UB-T880W/UB-T880 does not include a PC and projector.

Options

Normal Stand*1



(KK-B061)

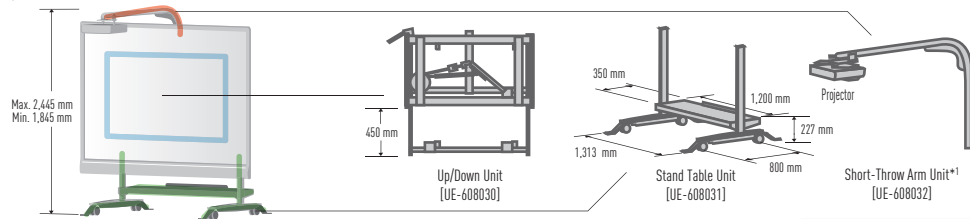
* The height of this stand can be adjusted in 4 steps during installation. Its height cannot be adjusted during use.

- 4 steps :
- 2,080 mm (81.9")
 - 1,980 mm (78.0")
 - 1,880 mm (74.0")
 - 1,780 mm (70.0")

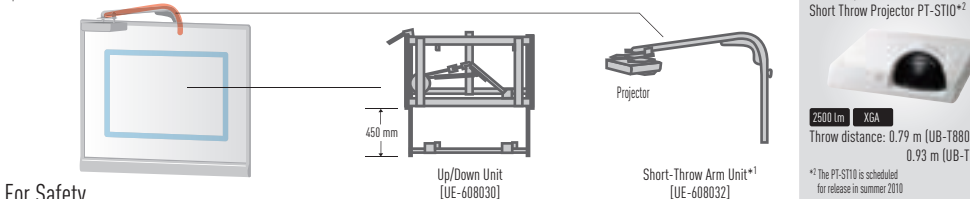
Height - Adjustable Stand*

* The height of this stand can be freely adjusted during use.

(Up/Down Stand Kit)



(Up/Down Wall Mount Kit)



For Safety

- When the unit will no longer be used, in order to prevent it from falling, do not leave the unit installed, but remove it. If the unit falls, it can cause injury.
- Do not alter the unit or modify any parts. Alteration or modification can cause fire or electric shock.
- Have the unit installed, removed and disposed of only by qualified service personnel.

Electronic Pen	Transmission System	GFSK
	Electronic Pen Power	LR03 (AAA alkaline dry cell battery) x 1
	Electronic Pen Battery Life	30 hours (when used continuously at 25°C (77°F)) * When using Panasonic LR03 alkaline dry-cell batteries.
Accessories	Operating Instructions x 1, Power Cord (3 m) x 1, Electronic Pen x 1, Battery (LR03 AAA alkaline battery) x 1, USB Cable (5 m) x 1, Software DVD-ROM x 1, Penpoint (Replacement) x 1, Wall Mounting Plate (Left, Right) x Total 2	
	Optional Devices Stand (KK-B061), Electronic Pen (UE-608026), Stylus Pen (UE-608027)*2, Pointer (UE-608028)*2, Up/Down Unit (UE-608030), Stand Table Unit (UE-608031), Short-Throw Arm Unit (UE-608032), Wireless Kit (UE-608040)*3	
Consumables	Penpoint (UE-6026)*4	
elite Panaboard Software Specifications		
System Requirements	Computer	IBM® PC/AT compatible with a DVD-ROM drive, Web browser
	CPU	Intel® Pentium® 4 processor or later
	Interface	USB 2.0
	Operating System	Windows XP SP3 or later / Windows Vista SP2 or later / Windows 7*5 (Windows XP 64-bit edition is not supported.)
	Memory	1 GB or more
Hard Disk	At least 700 MB free space (except saving space for data file)*6	

*1 Dimensions and weights are approximate.

*2 The Stylus and the Pointer are scheduled for release in the 2nd quarter of 2010.

*3 Regulations vary for each country.

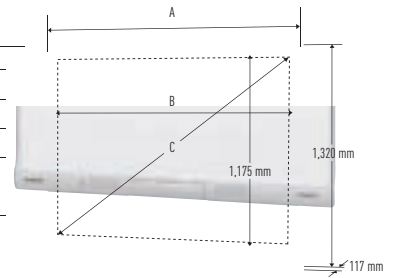
*4 Replace the Penpoint after it has become worn and no longer slides across the surface.

*5 Windows® 7 Starter and Windows® 7 Home Basic are not supported.


*6 An additional 700 MB may be required when installing .NET Framework.

Dimensions (UB-T880W / UB-T880)

	UB-T880W	UB-T880
A	1,900 mm	1,657 mm
B	1,845 mm	1,602 mm
C	83-inch	77-inch
	16:9	4:3



Electronic Pen (UE-608026)



Wireless Kit (UE-608040)*

* When using a large amount of data, like when playing motion images with audio, the sound or display may be interrupted.

Specifications

General	
Size (Height x Width x Depth)	Max. 2,445 x 1,313 x 800 mm Min. 1,845 x 1,313 x 800 mm
Weight	65 kg (Total weight of the Up/Down Unit, Stand Table Unit, and Short-Throw Arm Unit (not including the Interactive Board))
Board height	Max. 2,135 mm (Height from the floor to the top edge of the board surface) Min. 365 mm (Height from the floor to the bottom edge of the board surface)
Stand Table Unit	
Shelf height	227 mm
Shelf dimensions (Width x Depth)	1,200 x 350 mm
Shelf load capacity	Max. 40 kg
Up/Down Unit	
System	Gas spring system
Stroke	450 mm
Short-Throw Arm Unit*1	
Arm length	Max. 1,325 mm
Arm height	Adjustable in three 75-mm steps
Arm rotating angle	+90 °

*1 The Short-Throw Arm Unit is not included with the projector. See the following website to determine connectable projectors. <http://panasonic.net/pcc/eboard/>

This product is designed to reduce hazardous chemical substances.

PNOE10472A